



The Experts in
Medical Refrigeration

USER GUIDES

How to retrieve min and max
temperature readings
using the controller



Ebrington
MEDICAL

1 UNLOCK THE CONTROLLER

Before using any function on the controller.
You will need to unlock the controller...

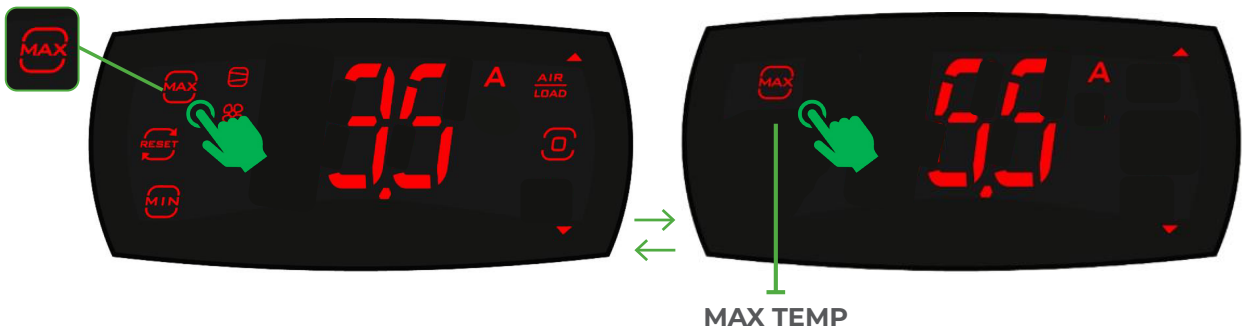


- 1 Press and hold the navigation button for 3 seconds

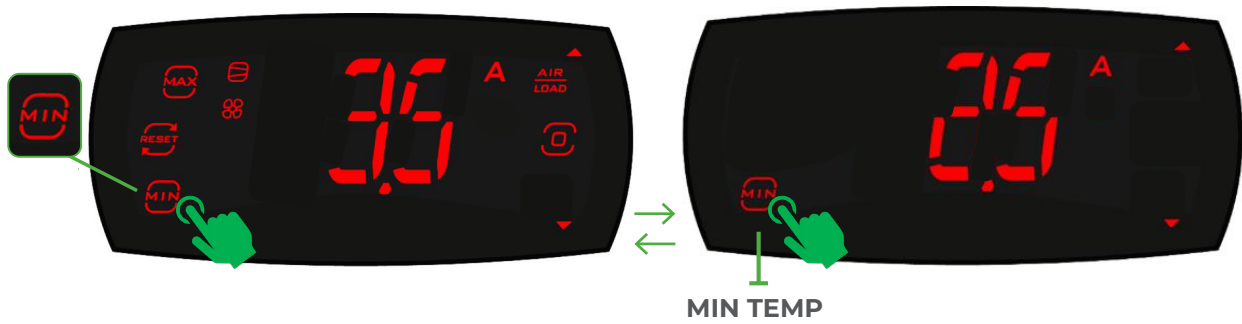


- 2 Hold until all dashes appear and then the main screen appears

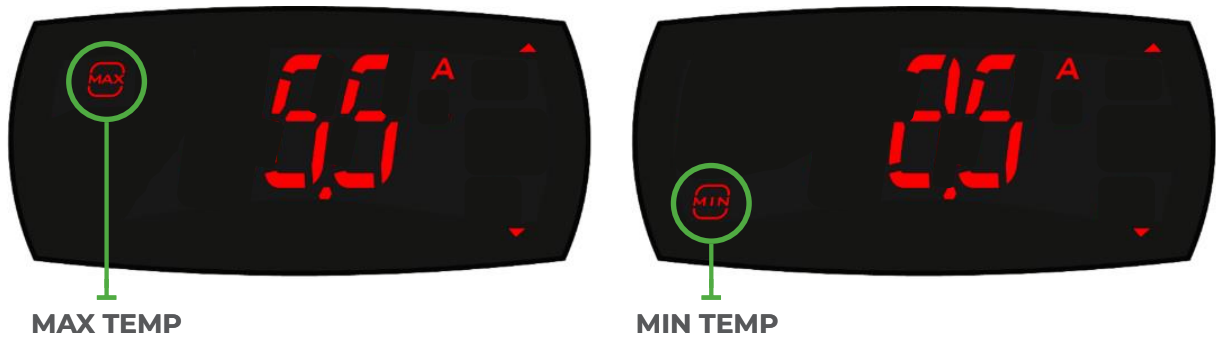
2 VIEWING MAX AND MIN TEMPERATURES



- 1** Press **MAX** button to display max temperature. Press max again to return to unlocked screen.



- 2** Press **MIN** button to display min temperature. Press min again to return to unlocked screen.




- 3** The controller will display **MAX** or **MIN** depending on the selection.

3 RESETTING MAX AND MIN TEMPERATURES



- 1 Press **RESET** button to display reset options.



- 2 Press **▲** and screen will display **YES**
Then select navigation button to confirm 
Both air and load maximum and minimum temperatures will be RESET

The screen will return to default after resetting