



The Experts in
Medical Refrigeration

USER GUIDES

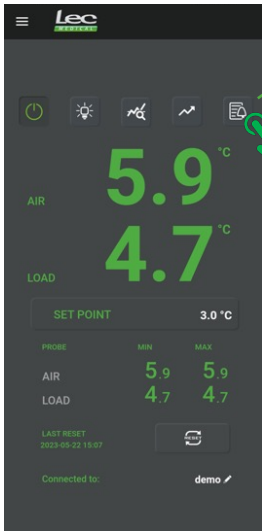
How to read alarm history
and export data using the app



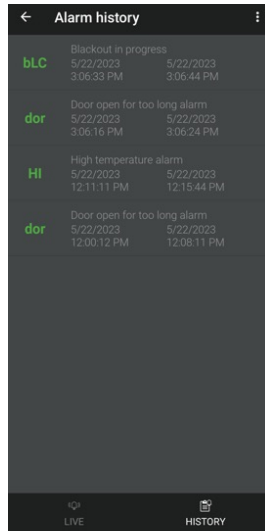
Ebrington
MEDICAL

1 OPEN LEC MEDICAL APP TO CONNECT TO DEVICE

2 VIEW ALARM HISTORY

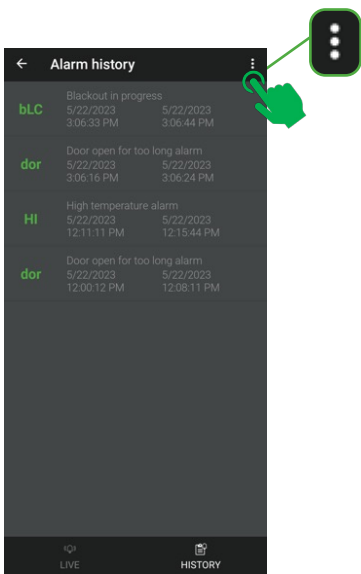


1 Select alarm history icon in the app

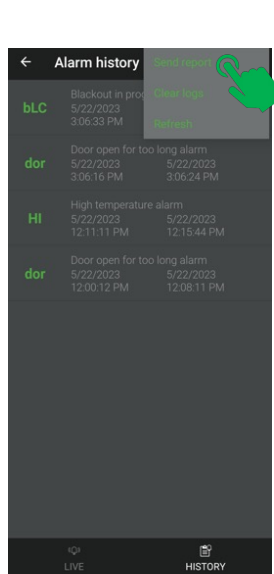


2 Alarm history will display as above

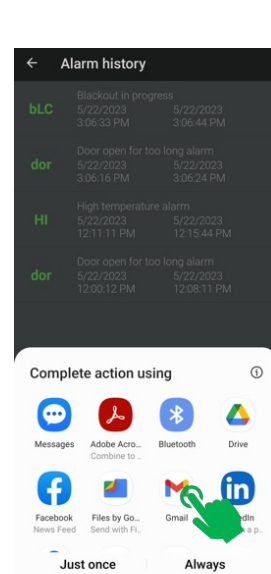
3 EXPORT ALARM HISTORY



1 Select the menu icon in the top right corner



2 Select **send report** from the menu



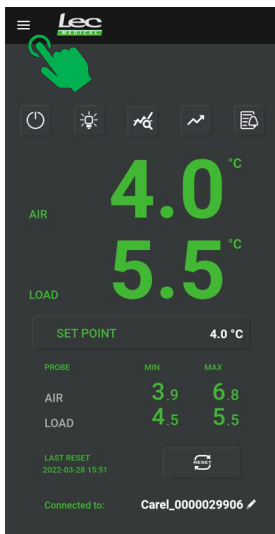
3 Complete action by selecting your preferred email account


4 EXAMPLE OF AN ALARM REPORT

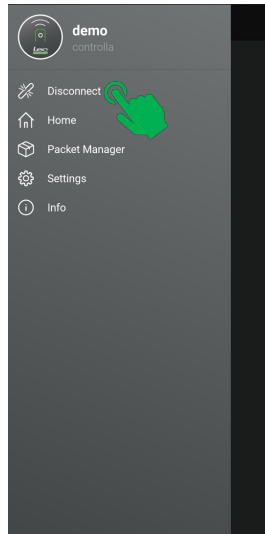
Here is an example of an alarm report you will receive via email:

	A	B	C	D	E	F
1	Name	Description	Start	Stop		
2	dor	Door open for too long alarm	5/22/2023 12:00:12 PM	5/22/2023 12:08:11 PM		
3	Hi	High temperature alarm	5/22/2023 12:11:11 PM	5/22/2023 12:15:44 PM		
4	dor	Door open for too long alarm	5/22/2023 3:06:16 PM	5/22/2023 3:06:24 PM		
5	bLC	Blackout in progress	5/22/2023 3:06:33 PM	5/22/2023 3:06:44 PM		
6						
7						
8						
9						
10						
11						

5 DISCONNECTING FROM THE APP



1 Press the **Menu** button 



2 Select **Disconnect**