



The Experts in  
Medical Refrigeration

---

## USER GUIDES

How to connect to the  
controller using the app




---

**Ebrington**  
MEDICAL

## 1 DOWNLOAD AND INSTALL THE LEC MEDICAL APP

LEC Medical recommends using the dedicated LEC Medical App to access the data recorded in the controller.

Scan the appropriate QR code to download the LEC Medical App:



Alternatively open the App Store/Play Store and search for Lec Medical:



## 2 CONNECTING TO AN APPLIANCE

Open the app. The first window will be a list of all available appliances:  
For a first-time connection this will be the controller serial number



1 Connect to the appliance controller by pressing Bluetooth

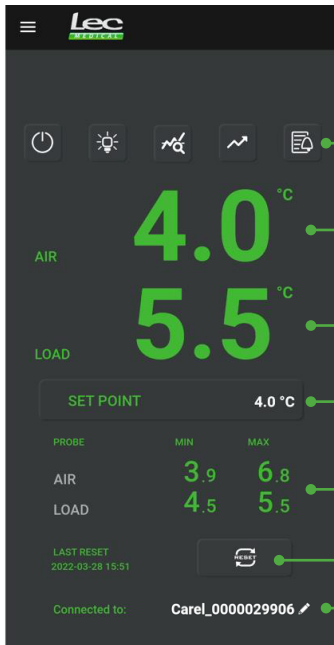


2 Select the required appliance

### 3 THE APP HOMEPAGE



The controller screen will flash bLE when connected to the LEC Medical App



Other app functions

Current air temperature

Current load temperature

Control temperature

Min/max temperatures - since last reset

Min/max temperatures - reset

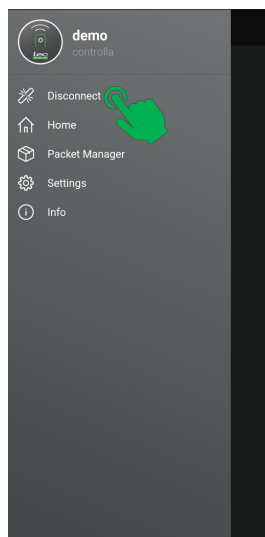
Appliance Name:

We recommend changing this to a name of your choice

### 4 DISCONNECTING FROM THE APP



1 Press the **Menu** button



2 Select **Disconnect**