













Fusion Drop End Multi-Discipline Couch

product information

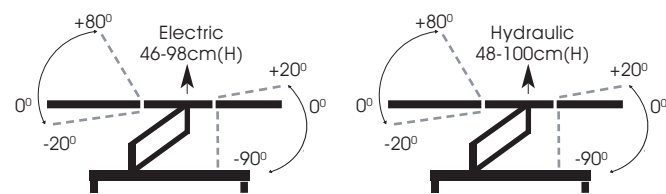
 Electric or Hydraulic height adjustment	 Maximum user weight (40st.)	 Optional breathing hole & plug in foot section for physio use	 50mm Retractable positioning castors	 Adjustable height levelling foot
 Gas assisted head & foot sections as standard	 Electric head/foot section adjustment (Sun-FDECE2)	 Tilting Seat for Trendelenburg (Sun-FDECE2)	 Hoist clearance 13cm	 Range of additional accessories for flexibility
 Fully upholstered head & foot sections	 Double layer density foam for support & comfort	 Luxury 65mm deep contoured upholstery	 Anti-bacterial/anti-microbial vinyl	 Paper roll holder (supplied as standard)
 Easy clean design and materials	 Anti-bacterial Vinyl Strength Test BS EN ISO 13934-1: 2013 BS EN ISO 13973-3: 2000 BS EN ISO 12947-2: 1998	 Fire (Flammability) Testing Flammability BS 7176 Medium Hazard BS 5852 : 2006 Clause 11 (composites)		

accessories * these accessories can only be fitted when ordered with the couch

 Sun-CHP1 Head Pillow	 Sun-FDEC/CBH2* Breathing Hole - in foot section	 Sun-FDEC/LEG1 Leg Supports (pair)	 Sun-FDEC/PHB1 Phlebotomy Arm (pair)	 Sun-FDEC/PAS1 Padded Arm Supports (pair)
 Sun-FDEC/SUP1 Stirrups (pair)	 Sun-FDEC/CSR* Folding Side Rails (pair)	 Sun-FDEC/IV2* IV Pole Attachment	 Sun-FDEC/FSW1* Foot Switch	 Sun-DISPOSAL1** Removal & Disposal of Old Couch

** Removal from ground floor only - weight and removal restrictions apply, please enquire

dimensions

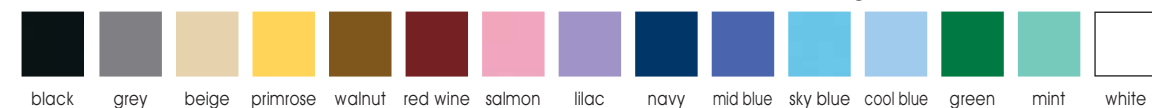


170cm(L) 65cm(W)

HEAVY ITEM

anti-bacterial vinyl upholstery colours - please specify when ordering

please see inside back cover for full specification of our vinyl range



Fusion Drop End Multi-Discipline Couch

The new Fusion Drop End Couch range has been designed using our extensive knowledge to provide a trusted, ergonomic design providing comfort for the patient, ease of access via the drop end design and comfortable patient positioning for the clinician. The couch offers amazing flexibility and can be configured into a wide range of specialist treatment uses including physio, gynae, phlebotomy or treatment chair via the addition of relevant accessories.



Code: **Sun-FDECE2**
Fusion Drop End Multi-Discipline Couch
Electric Height Adjustment
Electric back and foot sections



Code: **Sun-FDECE1**
Fusion Drop End Multi-Discipline Couch
Electric Height Adjustment
Gas assisted head and foot sections


3 year warranty on all moving components


Lifetime warranty on frame






Normally delivered within 7-10 working days (*UK Only)


The mark of responsible forestry

Code: **Sun-FDECH1**
Fusion Drop End Multi-Discipline Couch
Hydraulic Height Adjustment
Gas assisted head and foot sections



Hydraulic height adjustment