

CRYO IQ



www.cryoiq.com.au

About CryoIQ

Safe. Effective & Portable

The CryoIQ cryosurgical device is a safe, effective and portable handheld device for accurate treatment of skin lesions.

Our strive is to deliver affordable equipment for treatment of skin disorders in the General Medicine, Pediatrics, OBGYN/Urology, Podiatry, Veterinary and Aesthetic Medicine applications.

These cryopen devices uses a state-of-the-art cooling technology that does not require handling of potentially dangerous gases and liquids. In addition to not being exposed to possibly hazardous substances, it also offers a ergonomic design and consistent treatment temperature, hence being perfectly fitted for accurate treatment of the most common skin lesions.

- ✓ Low treatment cost
- ✓ Simple and safe handling with ergonomic design
- ✓ Effective treatment of all common skin lesions
- ✓ Precise application, high accuracy
- ✓ Constant freezing temperature of -89°C/-128 °F
- ✓ Broad range of accessories and cartridges



CryoIQ is a leading manufacturer and worldwide distributor of high-quality cryosurgical devices. Our product line is the result of the translation of market and application requirements into unique devices for treatment of skin imperfections. The CryoIQ cryosurgical devices are developed using state-of-the-art technologies to enhance the quality of cryosurgical skin lesion treatment.



Products

CryoIQ DERM Plus

Our most popular and easiest to use CryoIQ device is perfectly fitted for treatment of warts and other common skin lesions. Its unique construction with a built-in non-return valve prevents gas leakage thus giving a maximum use of the gas content. Areas of application are general practice, dermatology, pediatrics, podiatry, aesthetics, veterinary and gynecology/urology.

DERM plus Liquid freezes at -89°C for the most effective treatment.

The device comes with a standard, fixed applicator for liquid spray freezing.



Contact Freezing
Contact 5 | Contact 3 | Contact 1



Liquid Freezing

CryoIQ Pro

Our most versatile model for treatment of warts and common skin lesions. Its unique construction with a built-in non-return valve prevents gas leakage, thus giving a maximum use of the gas content. With our new PRO model, you now have the possibility to change the tip for different areas of application, such as dermatology, dentistry, podiatry, gynecology/urology and veterinary.

The device uses a state-of-the-art cooling technology that does not require handling of potentially dangerous gases and liquids, meaning that the gas cartridge is safely replaced when empty.



Gynaecology Tip 9 - 22mm
Special Long Tip 7 - 18mm
Special Angled Tip 7 - 18mm



Contact Freezing
C1 | C3 | C5 | C7



Standard Tips
1 - 6mm | 7 - 18mm
CryoIQ Pro Tip Options
Dermatology Tips
D1 | D2 | D3

Applications



General Practice

Readily available for use at any time for any skin lesion treatment in a busy practice.



Aesthetic Medicine

Flawless skin treatment of age spots, lentigos, skin tags and more.



Veterinary Medicine

Distichiasis, eyelid masses, cysts, warts, papillomas, tumors in mouth and ear & more.



Podiatry

Excellent results on plantar warts, actinic keratosis, ingrown toenails and more.



Pediatrics

Treatment of molluscum contagiosum, warts, hemangiomas and more.



OBGYN / Urology

Precise and effective destruction of condylomata acuminata (genital warts).

Suggested Freezing Times

The medical literature has many reports of varying cryogenic freezing technics. Also the thickness, location and hydration of the target tissue can affect outcomes. Medical professionals should be familiar with cryosurgical techniques when using CryoIQ.

Although not exhaustive, the table below contains suggested freezing times as reported in the literature. These are wide ranges and provide only a guideline for consideration.

Type of lesion	Literature freeze Time range in seconds	Type of lesion	Literature freeze Time range in seconds
Acne	4 - 6	Molluscum Contagiosum	3 - 10
Actinic Keratosis	4 - 8	Seborrheic Keratosis	5 - 10
Basiloma	8 - 9	Skin Tags	5 - 10
Cavernous Angioma	4 - 6	Verruca Juvenile	3 - 4
Condyloma	5 - 12	Verucca Plana	5 - 15
Granuloma Anulare	5 - 6	Verucca Plantaris	10 - 20
Keloids	4 - 6	Verruca Vulgaris	10 - 20
Lentigo	2 - 5		

CryoIQ in Use

Liquid "Spray" Freezing

Remove the protecting cap from the glass tip. Bring the device into towards the lesion. By pressing the lever with the finger the flow of N2O begins.

"Contact Freezing"

By pressing the lever with the finger the contact tip starts to cool down. After approx 20 sec the tip has reached -50°C / -58°F (using N2O) and you are ready to start the treatment.

After use, put the device back in the original package. Once closed, make sure the lever is not being depressed. Otherwise, gas will leak out unintentionally.



Results

Before treatment

After treatment



Day 1


Day 98

Installation of Cartridge

Attaching the tip to the cartridge



Unscrew the cap



Put on the tip



Screw the tip into place

Screw the cartridge clockwise into the threads of the CryoIQ body, continue to turn until you can feel a light stop position. DO NOT USE FORCE!

The cartridge has a built-in filter and valve and can be screwed or unscrewed without any gas loss. When the cartridge is empty replace it with a new one.

FAQ's

Who can use the CryoIQ products?

Cryotherapy can be practised by licensed practitioners only. Please note that laws & restrictions on who may practice cryotherapy may differ between countries & states.

How long does a treatment take?

A treatment with a CryoIQ device can easily be incorporated in a busy practice as no pre- or post treatment care is needed. In general, a treatment with cryotherapy with cryo shouldn't last more than a minute, even sometimes it is a matter of seconds, all depending on the kind of lesion. (See recommended treatment times)

How many treatments does it take to remove a lesion?

The morphology of a lesion determines the freezing time. Often a skin disorder can be removed in 1 treatment, whereas a freeze-thaw-freeze cycle in such treatment is a standard within cryotherapy. A follow-up visit should be scheduled in a time frame of 2-3 weeks after the treatment in order to see the results.

Whats the difference between the contact and non contact tip?

The standard non contact tip provides immediate and direct coldness to the skin. The contact tip needs to cool down before being applied to the skin. We recommend the contact tip for use near sensitive areas of the body (ie eyes) as there is no splash or for treatment of larger areas.

Is there any risk of scarring?

With the use of nitrous oxide as a nitrogen the risk of scarring is very limited to non-existing as the penetration depth is max 5mm. The freezing temperature of nitrous oxide is -89°C/-128°F and as such considerably less as the boiling point of liquid nitrogen -196°C/-346°F. The latter is well known for the risk of scars and blisters. Cryotherapy has to be performed by educated licensed professionals and the treatment time shouldn't be overdone. Cryotherapy is known for its excellent aesthetic results

Will a treatment cause blisters?

A treatment which has been done too long in time and too deep may cause a blister. The latter can be covered with a band aid.

How long does one cartridge last?

CryoIQ offers 3 cartridges with 16g, 25g and 40g contents of nitrous oxide. The diameter of the applicator determines the amount of gas sprayed per second to cover the surface of the lesion as the thickness of the lesion determines the seconds of freezing time. For instance, a superficial lesion of 1mm thickness may take 5 seconds of freeze whereas a large wart may need 20-25 seconds of freeze. In general, with a standard applicator attached to the device a 16g cartridge will have an average of 240 seconds of freeze, a 25 cartridge 360 seconds and a 40g cartridge around 600 seconds.

What is the shelf life of cartridges?

In average the shelf life of the cartridges is two years. After one year of storage, the cartridges will have had a gas loss of <1% due to technical reasons. The cartridges are considered consumer commodities and as such storage is simple. They have to be stored at room temperature (Not above 50°C/122°F).

Which grade is the N2O gas used in the CryoIQ devices?

Our cartridges with a built-in filter contain sterile gas (medicinal gas sterile-filtered to 5u, free of detritus).

What are the specifications of a CryoIQ device?

A treatment which has been done too long in time and too deep may cause a blister.

The latter can be covered with a band aid.

Nitrous oxide as the nitrogen with a constant freezing temperature of -89°C/-128°F.

A constant freezing power of 50bar/725psi until the cartridge is empty.

A variety of spray applicators which can cover lesion surfaces in the range of 1-22mm with liquid spray freezing.

Contact applicators with predetermined surface treatment areas of 1,3 and 5mm.

A refrigerating capacity around 18-22 watt.

A freezing speed around 100k/min.


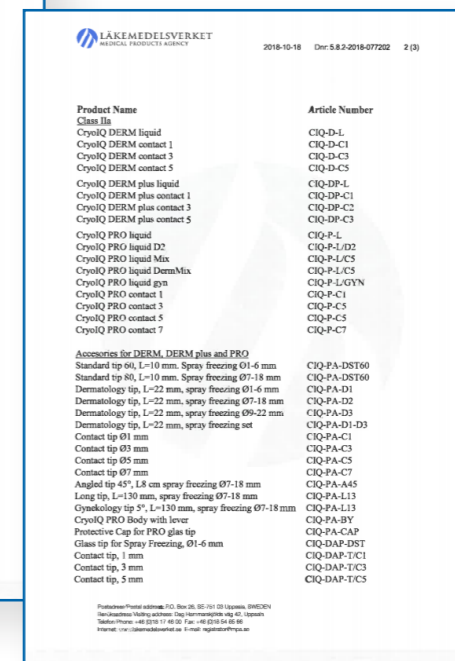
Why aren't I getting the expected result?

Treatment probably did not last long enough or the glass tip did not have contact or was too far away from the skin. Snow and the ice crystals do not effect the result only the liquid placed directly on the skin. Cryosurgery can normally be repeated. A "second freezing" can be applied after about one minute.

A blood blister has developed, is this normal?

Yes this can happen. Do not puncture the blister; instead cover it with plaster or bandage. In extreme cases this might lead to a scar formation or hyperpigmentation.

Certificates





www.cryoiq.com.au